



DELHI PUBLIC SCHOOL, ALIGARH HOLIDAY HOMEWORK CLASS-1(2023-2024)

Dear Parents,
Summer holidays are around the corner. Despite the hot sun, we can still have a lot of fun, so vacation is here for a sweet treat. In order to enhance the children's creativity and innovation for the progressive learning, Delhi Public School has designed a few engaging activities and holiday homework. Help your children to do it:

Let's beat the heat, when summer is at its peak!!!!!!!!!!!!!!




Morning Blessings- Help your children to inculcate good habits by doing, "Surya Pranam" and encourage them to greet all elders in the morning.



Fun in knowing- Tell the children about your childhood, share incidents from the past and show them your old family albums. This will strengthen the bond between you and your children.

Fun with books- Encourage your children to read books with suitable morals. Have walk together and talk to your children about what are their likes and dislikes etc.



• Help your children to memorize your home address and contact numbers.

Physical Development

- * Take your child with you for morning/evening walk.
- * Play different games like hide and seek, football, Ludo, chess, carrom etc. with your child. This will encourage them to express freely and will make them more responsible.



Language Development

- * Encourage your child to converse in English.
- * Choose any one object from your surroundings every day, let your child speak few lines on it to develop their speaking skills. We are positive that the combined endeavors shall bring about the desired all-round development of the child.

- Do page no 20,21,30,32,33,38 in English literature book and page number 17,94 and 95 in English Grammar book.
- Do one page writing of English daily in a worksheet. (15 pages)
- Learn and write three new words form dictionary daily.

Look at the picture and write the noun words into the correct categories.



Doctor



Singer



Beach



Table



Ball



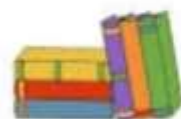
Monkey



Cat



Airport



Books



Farm



Horse



Teacher

Person

Things

Places

Animals

1.

1.

1.

1.

2.

2.

2.

2.

3.

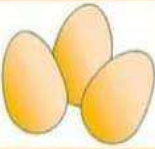











3.

3.

3.

- Download the given story from the internet. *“The Ugly Duckling”* and do the worksheet

Write the word under the pictures.

duck	farm	nest	eggs	duckling	ugly
sad	friends	pond	beak	beautiful	swan
					
	duck				
					

2. What's the order?

Watch the story and put the sentences in order.

1

He met another swan and they became friends forever.

In her nest, she had five little eggs and one big egg.

Mummy Duck lived on a farm.

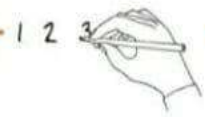
He saw a beautiful white bird in the water.

It started to snow, but then spring came.

Then one big, ugly duckling came out the big egg.

Five pretty, yellow baby ducklings came out the little eggs.

No one wanted to be his friend.



Maths

“Mathematics is not only real but it is the only reality”

Q1. Do page number 73 to 80 in your Maths book and write backward counting from 100 to 1 in Mathematics notebook.

Q2. Create a colourful picture by combining different shapes on A4 size sheet. The pictures can be a scenery, robot, animal etc.



















Sample picture:



WORKSHEET-1








Connects

Greater than or less than

	<input type="text"/>	
	<input type="text"/>	
	<input type="text"/>	
	<input type="text"/>	
	<input type="text"/>	
	<input type="text"/>	
	<input type="text"/>	
	<input type="text"/>	
	<input type="text"/>	







WORKSHEET- 3







Solve the puzzle. What will be the number _____







						
9	3	7	5	1	8	0






One is done for you







		<u>57</u>			_____			_____
---	---	-----------	---	---	-------	---	---	-------

		_____			_____			_____
--	--	-------	--	--	-------	--	--	-------

			_____				_____
---	---	---	-------	---	---	---	-------

			_____				_____
---	---	---	-------	---	---	---	-------

			_____				_____
---	---	---	-------	---	--	---	-------

			_____				_____
---	---	---	-------	---	---	---	-------

			_____				_____
---	---	---	-------	--	---	---	-------

HINDI

आ की मात्रा लगाकर शब्द पूरे करो और
चित्र में रंग भरो।

गड़-गड़, गड़-गड़ ब दल अ य
ब दल अ य, जल भर ल य।
क ल क ल ब दल छ य
छम-छम, छम-छम जल बरस य।



पहेलियाँ

कक्षा प्रथम

1. 3 तीन अक्षर का मेरा नाम । उल्टा सीधा एक समान ॥



2. चौकी पर बैठी एक रानी, सिर पर आग बदन में पानी ॥



3. ऊँट की बैठक, हिरन सी तेज चाल । वो कौन सा जानवर जिसके पूँछ न बाल ॥



4. चार अक्षर का मेरा नाम, टिमटिम तारे बनाना काम । दिवाली के त्यौहार पर सब जलाएँ बार-बार ॥



5. एक लाठी की सुनो कहानी, भरा इसमें मीठा पानी।



प्र. 1. जोड़ियों मिलाए -

क

श + ल + ग + म

आ + म

ग + ग + न

गा + ज + र

क + ट + ह + ल

ख

आम



गगन



शलगम



कटहल



गाजर



प्र. 2 .चित्र पहचानिए -



सड़क

पालक

कान

अदरक

प्र. 3. नीचे दिए गए शब्द सही जगह में लिखो -

कलम

दावत

जल

वाग

सरगम

पाठशाला

वहन

चावल

अ

आ

1.
2.
3.
4.

1.
2.
3.
4.

EVS

- 1) Reading practice of chapter 2 and 3 with the help of parents.
- 2) Do pages 22,24 in your EVS book.
- 3) Word Chain (Antakshari with words) Make 10 sets of words of three words each.in your scrap book. Try to use words from Chapter 2 and 3. Eg: Eyes
Siblings Shoulder
- 4). To keep you and your family members fit it's important to do yoga daily.
We celebrate YOGA DAY on 21st June on that day all the family members should do yoga and send the pictures and videos to the class teacher on personal WhatsApp.
- 5) World Environment Day is on 5th June. So on this World Environment Day, message is simple to reject plastic. Refuse what you can't reuse. Plant a sapling in a decorative earthen pot and take care of it throughout the summer vacations as per the theme –LIFE ON LAND.

NOTE- Kindly bring the decorated earthen pot to the school after vacation.
It's Puzzle Time



