



DELHI PUBLIC SCHOOL, ALIGARH

HOLIDAY HOMEWORK

CLASS-I (2025-2026)



A Sunny Rhyme for a Happy Time

*School is out, it's time for fun,
Under the bright and golden sun!
Let's learn and play, dance and draw,
Explore the world with open jaw!
Some reading here, some counting too,
Crafts and colours just for you!
Enjoy the holidays, laugh and play,
We'll meet again on a sunny day!*



Guidelines for Parents

- **Read Together:** Encourage your child to read storybooks daily. It helps build vocabulary, improve spelling, and makes them love learning.
- **Speak in English:** Talk to your child in English at home to help them become confident speakers.
- **Be Creative Together:** Spend fun time with your child doing drawing, storytelling, or picture reading to boost imagination and observation.



- **Homework Time:** Fix a regular time for homework. Let your child try doing it on their own with gentle support.

Guidelines for Students

- **Wake Up Early:** Start your day with a smile and wake up early in the morning.
- **Stretch and Breathe:** Try simple yoga or breathing exercises to stay calm and strong.
- **Plant and Care:** Plant a little tree or flower and take care of it every day.
- **Help at Home:** Dust the table or help clean your room – you're a super helper!
- **Eat Well, Drink Water:** Eat fruits and veggies. Drink water often to stay fresh and active.
- **Learn While Watching:** Watch fun and learning shows like National Geographic, Animal Planet, or History Channel (with a grown-up!).
- **Revise and Shine:** Go through what you've already learned to remember it better.
- **Use Magic Words:** Always say "Please", "Thank You", "Sorry" and "Excuse Me". They make you kind and polite!





ENGLISH

- Kindly do writing practice on provided worksheets on the daily basis.
- Learn three new words from dictionary daily and make a Word Wall of those words in the scrap book.
- Complete the given story by filling in the missing letters. The picture clues will help you. (Colour all the pictures.)
- Name a Wind Chime of Naming Words with 4 strings for Person, Place, Animal and Thing, each. You may use shape cut-outs.

One day the  s__n was shining. The

 d__g was sleeping. The  c__t was



sleeping. But the  h__n saw a  f__x.

"Help! Help!" she cried.

The  __at and the  __og

hid in a  b__n. The  __en flew

into a  h__t. The  fo__ jumped


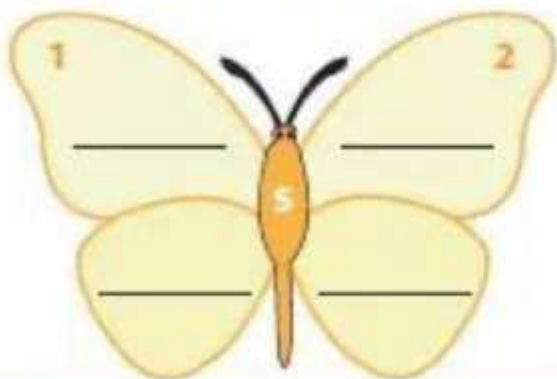
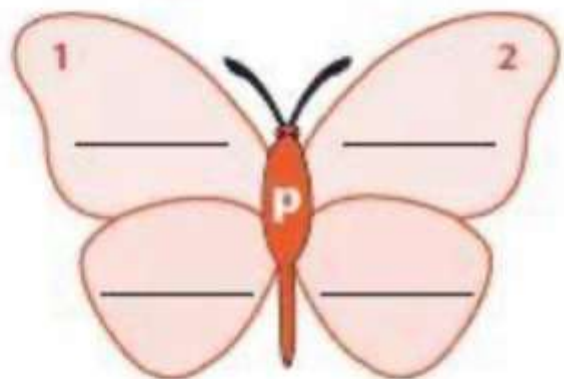
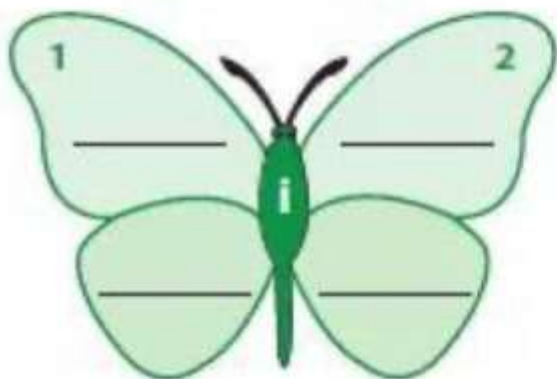
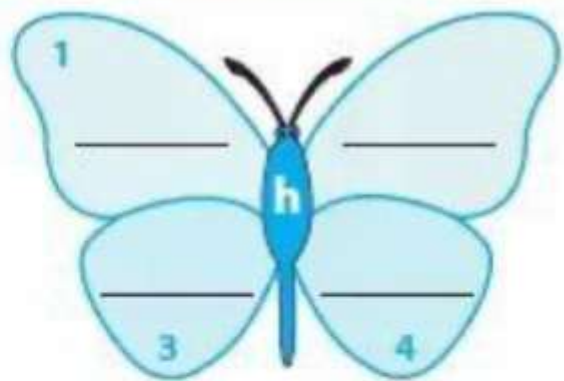
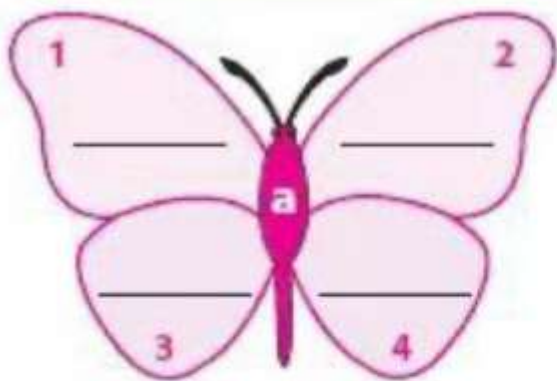
into a  b__ __ , and the  __ __n

went on shining.

Alphabetical Order

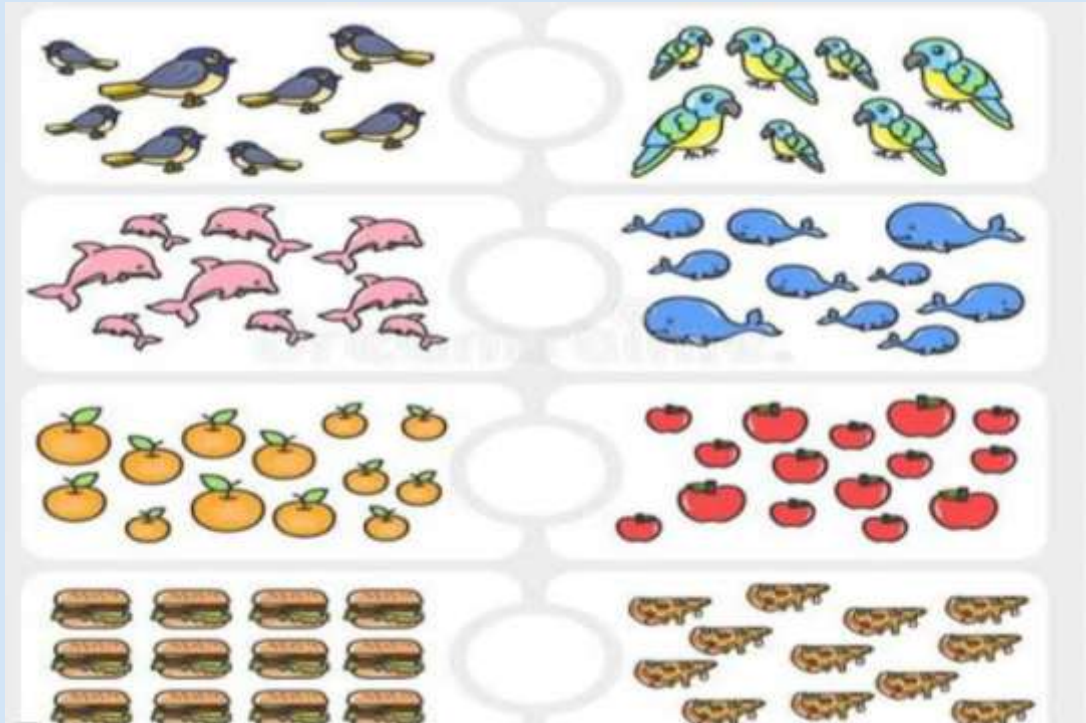
Sort the words by their first letter and arrange them alphabetically.

air	health	parent	winter	idea	wax
photo	actor	snake	island	pen	woman
animal	hope	play	speech	image	horse
hat	score	ink	area	walk	sad



MATHEMATICS

- Kindly write the given number names in your math's notebook.
- Kindly write counting 101-200 in your math's notebook with the help of HTO method.
- Compare the groups in each row and write the correct sign in the middle ($>$, $<$, $=$)



Write the backward counting.

100		98		96	95				
90			87			84		82	
	79			76			73		
70		68			65				61
60	59					54		52	
50		48		46			43		41
	39		37					32	
30		28			25		23		
20	19			16				12	
		8				4			1

Unscramble the letters in column A to form number names and match them with numbers in column B

A

e n t

.....

i n e n y t

.....

i r t y h

.....

i f t f y

.....

f r u o y t

.....

t n w e y t

.....

i e t h g y

.....

v e n s e y t

.....

B

40

20

10

70

50


90

80

30

HINDI

- Kindly do writing practice on provided sheets on the daily basis.
- आपको खाने में क्या पसंद है ? (आ मात्रा वाले शब्द लिखिए)



चित्रों के नाम वर्ग पहेली में खोज कर गोला किजिए -



त	कि	या	मि
गि	कि	ता	ब
ला	खा	पि	न
स	मा	चि	स



अक्षरों को मिलाकर नए शब्द बनाइए -

दि

- ल — दिन
- न —
- ख —

बि

- ल — बिल
- न —
- क —

दिए गए शब्दों के प्रथम अक्षर से शब्द बनाइये



EVS

- We celebrate World Environment Day on 5th June. So, on this World Environment Day, reject the things which are harmful for our environment like plastic. Refuse what you can't reuse.
Make a poster on Save Environment in the Scrap Book.
- Make a Family Tree in the Scrap Book.
- Make a Project of any one place found in your Neighbourhood.
- Do Q-C given on page 13 of EVS book.



COMPUTER

Explore your surroundings and your home, collect the pictures of different machines which we use in our daily life. Paste the pictures in the Scrap Book.

ART

For your holiday homework, you are required to prepare to a 3D fruit or vegetable using pastel sheets. You may choose any fruit or vegetable of your choice. The picture attached is just for reference purposes to give you an idea of what the final model might look like. Be creative and neat in your work. Looking forward to seeing your colourful and fun creations!



GENERAL INSTRUCTIONS

- Let the little one do all the homework under your supervision.
- Kindly submit the Holiday Homework, all the books and notebooks in the first week after the reopening of the school.
- Bring holiday homework in a beautifully decorated paper bag.



Ms. Kriti Dwivedi
Class Coordinator

Ms Neeru Gupta
Academic Coordinator

Ms Arti Jha
Principal