



**DELHI PUBLIC SCHOOL, ALIGARH**

**HOLIDAY HOMEWORK 2022- 2023**


**CLASS- I**

**GREETINGS FROM D.P.S. FRATERNITY**

**FUN ACTIVITIES FOR SUMMER VACATION**



*As the holidays have begun,  
it's time for us to have some fun.  
It's time to see amazing kids' movies,  
and help our mamma in making goodies.  
Time to make some new friends and play lots of games,  
spend time with them and know about their names.  
We have got a big break from school,  
to enjoy the vacation and stay cool.  
We are free to do anything we like,  
playing,  
reading and riding our bike.  
We will sleep on time,  
and rise up with the bright sun.  
As the holidays have begun,  
it's time for us to have some fun.*



**Dear parents,**

**Kids look forward to the summer vacation all year long. They look forward to have loads of fun time and family time. With summer vacation right around the corner, it's time to generate certain ideas to help children have a memorable vacation.**

### **Growing your child's talent**



**Help your child to learn any sport or join any talent class like music, dance this summer. While learning new skill or sport, child will stay active and energetic.**

### **Creating a family bond**



**Along with varied activities, kids enjoy meeting people. Summer vacation is the best time to visit other members of the family who do not live in town. It ensures stronger family bonding as well.**

### **Inculcating Reading Skills**



**Get your child exposed to the fascinating world of fictitious characters through interesting story books.**

### **Involving in household chores**



**Assign your kids a few tasks which they can easily accomplish like filling empty water bottles and keeping them in the refrigerator, watering the plants, folding washed clothes etc. This is how you can get your young ones get into the habit of helping out around the house.**

A happy and healthy time is the best way of imparting the much needed life skills to our children. We all wish to see them grow up as responsible and caring individuals who understand the value of time.

## English

- Kindly do page numbers 33 and 38 in your English Literature book and page number 95 in your English Grammar book.
- Kindly do writing practice on provided worksheets on the daily basis.

### Articles

The vowels of the alphabet are *a, e, i, o, u*. We use *an* instead of *a* in front of words that begin with a vowel sound.

1. Write **a** or **an** in front of each word.

- |                 |                    |
|-----------------|--------------------|
| a. _____ boot   | g. _____ arm       |
| b. _____ egg    | h. _____ ice block |
| c. _____ fox    | i. _____ nose      |
| d. _____ peg    | j. _____ drum      |
| e. _____ artist | k. _____ orange    |
| f. _____ ear    | l. _____ ox        |

2. Write **a** or **an** in each space.

- I saw \_\_\_\_\_ old car.
- I have \_\_\_\_\_ black dog.
- I climbed \_\_\_\_\_ oak tree.
- Sally ate \_\_\_\_\_ ice cream.
- The spider ate \_\_\_\_\_ ant.
- Mike saw \_\_\_\_\_ big fire.
- The story came to \_\_\_\_\_ end.
- What \_\_\_\_\_ ugly monster!



Read the naming words written in the house. Use the colour code to colour the houses.


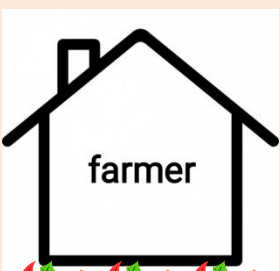






Colour code-

Person- RED

Place- GREEN

Thing- BLUE

Animal- YELLOW



To enrich and enhance your vocabulary, learn one sight word everyday and also do the reading practise of them

# SIGHT WORDS



after

from

know

round

again

give

let

some

love

going

live

stop

any

had

may

take

this

has

little

thank

ask

her

old

them

these

him

once

then

those

his

open

think

every

how

over

walk

fly

just

put

were

when



A decorative border of red poinsettias with green leaves surrounds the entire page.

## Word Wall

Taking the help of an English newspaper, cut 40 naming words (Person: 10; Place: 10; Animal: 10; Thing: 10), and paste them in the scrap book in such a manner that it makes a 'Word Wall'.


## MATHEMATICS


- Kindly write Number names 31-50 in your Maths notebook.
- Kindly write counting 201-300 in your Maths notebook with the help of HTO method.
- Kindly do the backward countings from 100 to 1 on the given sheet.
- Do the skip counting of 2s.

1				9			
					43		
			55	57		61	
65						77	
	99			105			

### ACTIVITY

Kindly arrange and draw these pencils in ascending and descending order according to the size, on a given white sheet.





**African Elephant**

1-blue

2-green

3-grey









4-pink



## HINDI

- Kindly do writing practice on provided sheets on the daily basis.

चित्रों का मिलान, नाम से किजिए -

	पान		कान
	बाल		आठ
	गाल		चार
	नाक	8	हाथ
	अखबार	4	सलवार

चित्रों के नाम वर्ग पहेली में खोज कर गोला किजिए -

	ता	ला	म	गा	
	बा	छा	ता	ज	
	जा	हा	स	र	
	क	थ	का	न	

अक्षरों को मिलाकर नए शब्द बनाइए -

का	म	काम
	र	
	न	

रा	त	रात
	ख	
	जा	

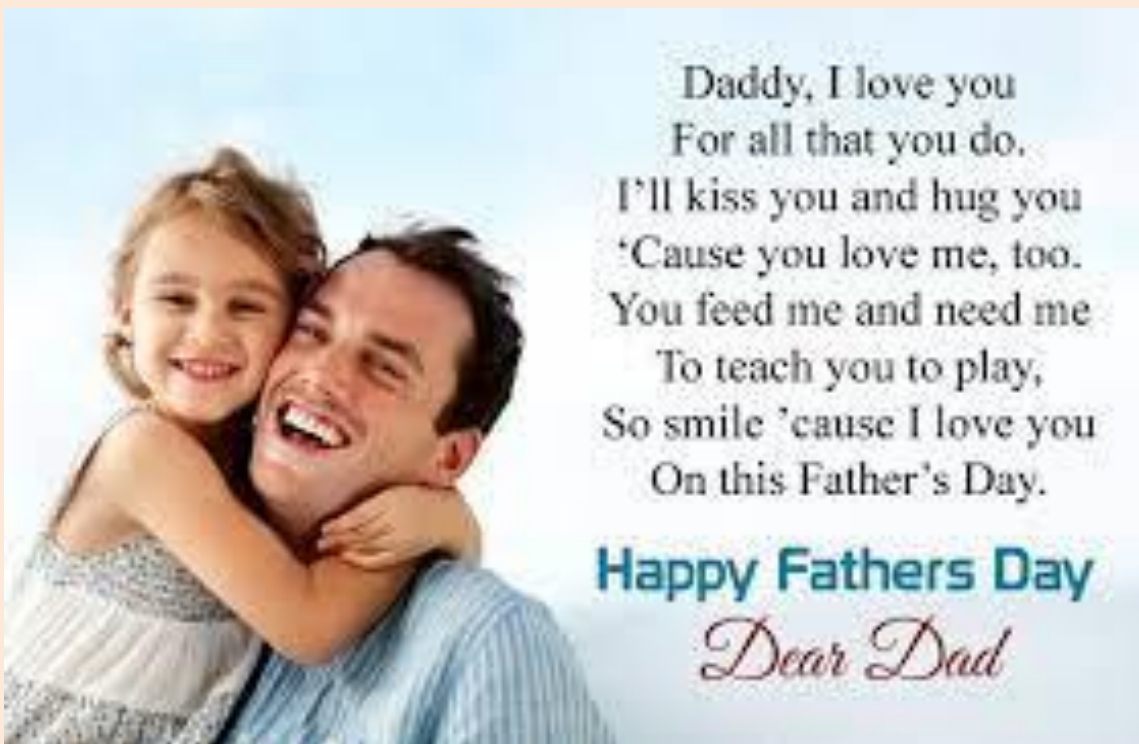
‘इ’ ‘ि’ की मात्रा वाली शब्द पहेली

खटिया डिबिया डाकिया बिटिया चिकना  
कितना विकास कविता कालिख चिता  
कुटिया किताब चकित ताबिज बलि लिख  
चित चिड़ा

का	लि	ख	क	वि	ता
चि	कु	टि	या	का	बि
डा	कि	या	ब	स	ज
चि	ता	डि	लि	ख	कि
त	ब	बि	च	कि	त
बि	टि	या	चि	क	ना

## E.V.S

- Have a close look at your surroundings while you are in the park. Observe how beautiful the flowers and plants are, how people are having fun and all the activities that you do to make your day a memorable one. On a Scrap Book sheet, using materials such as dried leaves, flowers, pencil shavings, cotton etc create a scene of the park you visited.
- World Environment Day is on 5<sup>th</sup> June. So, on this World Environment Day, the message is simple to reject plastic. Refuse what you can't reuse. Together we can make a path to a cleaner and greener world". Make a poster on Save Environment in the Scrap Book.
- Make a beautiful card for your father and recite the given rhyme when you will be giving it to him.



## ART

- Draw and colour at least 10 figures based on simple shapes on the given drawing sheets.

## GENERAL INSTRUCTIONS

- **Let the little one do all the homework under your supervision.**
- **Kindly submit the Holiday Homework, all the books and notebooks in the first week after the reopening of the school.**
- **Bring holiday homework in a beautifully decorated paper bag.**



Ms. Neeru Gupta

Class Coordinator

Ms. Shalini Jain

Senior Mistress

Ms Aarti Jha

Principal